






# CHECKLIST for COLLEGE-BOUND SOPHOMORES



	Start a file or folder – save EVERYTHING pertaining to college admissions. All colleges are different. Compare entrance requirements, cost, size, unique programs, facilities, and your intended field of study, athletics and extracurricular activities. Go to Naviance and do College SuperMatch.
	Visit the Counseling Website at <a href="https://uticahigh.uticak12.org/academics/counseling">https://uticahigh.uticak12.org/academics/counseling</a> . Information on our monthly counseling notes and other website links are available.
	Meet with <u>up to three</u> college representatives at Utica High. Most are virtual evening college visits. Register online at <a href="https://student.naviance.com/uticahs">https://student.naviance.com/uticahs</a> , using your computer login as your email/password. Click on the College tab. View upcoming College Visits and “sign up” for <i>no more than three college presentations</i> .
	Explore careers and update interest and career inventories on Naviance. Also, take time to update your Career Cluster Finder. Research colleges by going online to their websites or using your Naviance account at <a href="https://student.naviance.com/uticahs">https://student.naviance.com/uticahs</a> (using your computer login as your username/password). Check to make sure they have your desired program of study.
	Discuss colleges with parents, counselors, teachers, college alumni and friends currently enrolled.
	Sign up for courses which make up a challenging college preparatory schedule for your junior and senior year. Remember that colleges look for 4 years of English, Math, Science <u>AND</u> Social Studies on your transcript, plus two years of a World Language. College’s base admission decisions on your freshman, sophomore and junior year curriculum and grades, but your senior year schedule is also evaluated.
	Take the PSAT ( <i>Preliminary Scholastic Aptitude Test</i> ) in April for free. This is a practice SAT. <b><i>*dates will vary for 20/21 school year.</i></b>
	Consider taking the SAT/ACT more than once. SAT/ACT dates/deadlines can be found at Utica High’s Counseling website. Register at <a href="http://www.act.org/">http://www.act.org/</a> for the ACT or <a href="https://www.collegeboard.org/">https://www.collegeboard.org/</a> for the SAT.
	Begin or continue your involvement in volunteer and extracurricular activities. 
	Visit colleges when possible during your vacation or go visit older siblings or relatives currently attending a college/university. Call at least two weeks in advance to make arrangements for a campus visit. Ask if you can sit in on a class. <b><i>*Many colleges are offering virtual college tours.</i></b>
	Talk about college finances. Discuss family finances with your parents. Have parents check employers, church and organizations to which they belong for scholarships. Check with the financial aid office at college(s) you are planning to attend. File a FAFSA application online beginning in October of your <b>senior year</b> . 
	Attend College Fairs – check for virtual fairs – various locations.
	Potential college student athletes must comply with <b>NCAA Requirements</b> . See your coach, then counselor and visit <a href="http://www.ncaa.org">www.ncaa.org</a> for details.